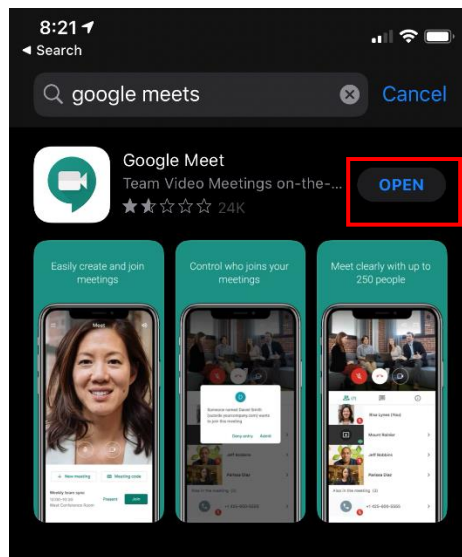


# How to Use Google Meet on an iPhone

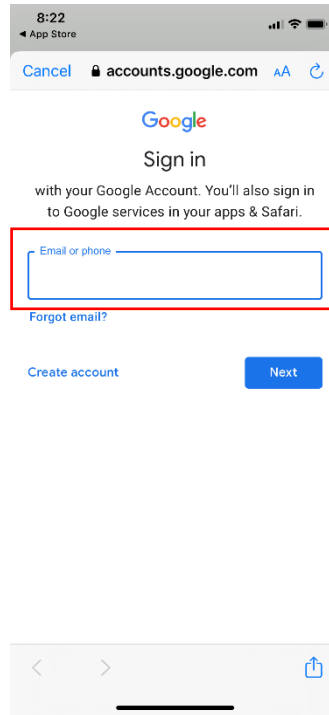
1. On your phone, you will have an application store from which you can download social media apps, games, and more. It will look like the icon below. Click to proceed.



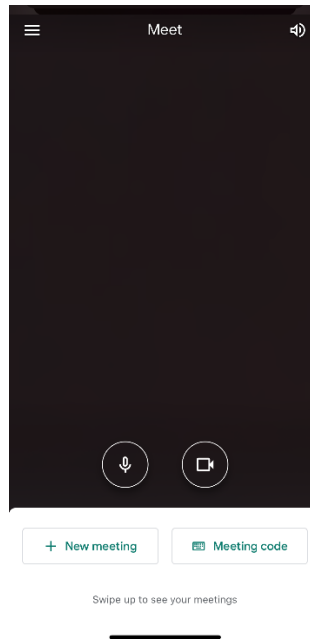
2. In the search bar of the app store, type "Google Meet." Click the download or open button if you already have the app downloaded. Then, click on the app on your home screen to open it. (NOTE: These images are in "Dark mode." Your screen may appear lighter, but the buttons and features will still be in the same place.)



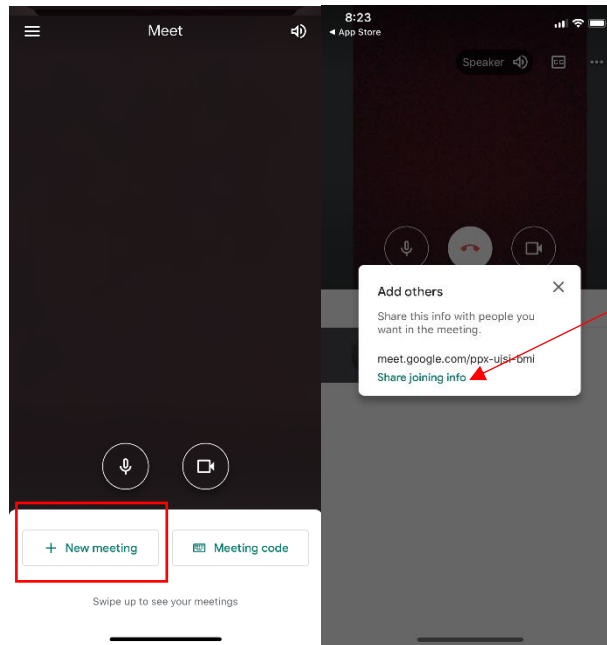
3. Next, you will have to sign into your Gmail account. Click "Sign in" then enter your Gmail username and password.



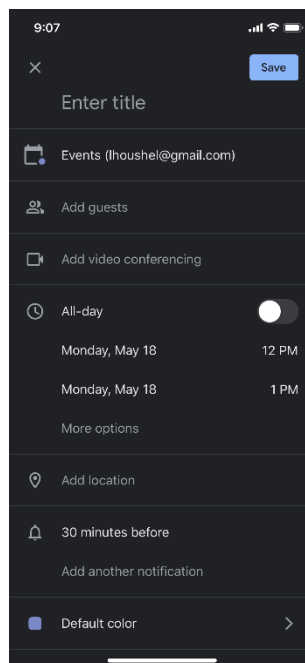
4. Now you have entered Google Meet. You have two options from here.
  - a. Create a new meeting
  - b. Enter an existing meeting



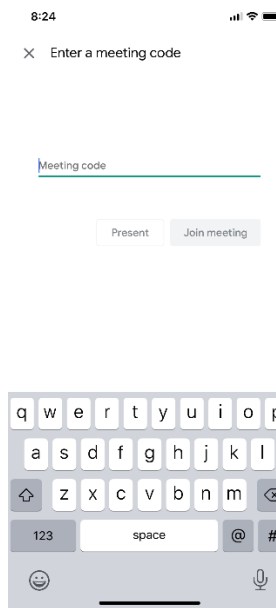
- To create a new meeting, click the “New Meeting” button. Then, you can invite others to the meeting by clicking “Share Join info”. You can then send information by text, email, Facebook, and other social apps.



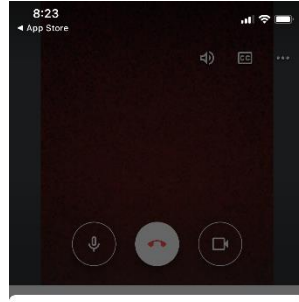
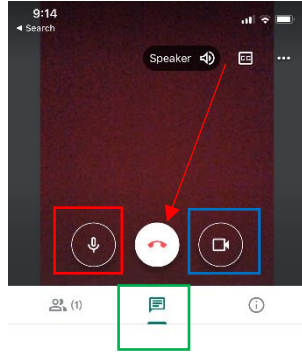
- To preschedule a meeting, you will have to use Google Calendar. After logging on to Google Calendar, you can press and drag to create a meeting at the time and date you please. Then, you can enter a meeting title, invite guests, add video conferencing (Google Meet), and edit the time and date. You will then be able to enter the meeting through Google Calendar.



7. To join an existing meeting, enter the meeting code that was shared with you by the creator of the meeting.



8. Once you enter a call, there are multiple things you can do.
  - a. To mute or unmute your speaker, click the button in the red box below.
  - b. To turn your camera on and off, click the button in the blue box below.
  - c. To chat, click the button in the green box below.
  - d. For additional options, click the three dots at the top right hand corner of the screen. From here you can choose to switch your camera between the front and back camera on your phone, present your screen, report issues, or contact support.
  - e. To end the call, click the hang up button (the phone icon in the middle).



- Switch camera
- Turn on captions
- Present screen
- Don't adjust for very low light
- Report a problem
- Report abuse
- Help
- Cancel

Send a message to everyone here